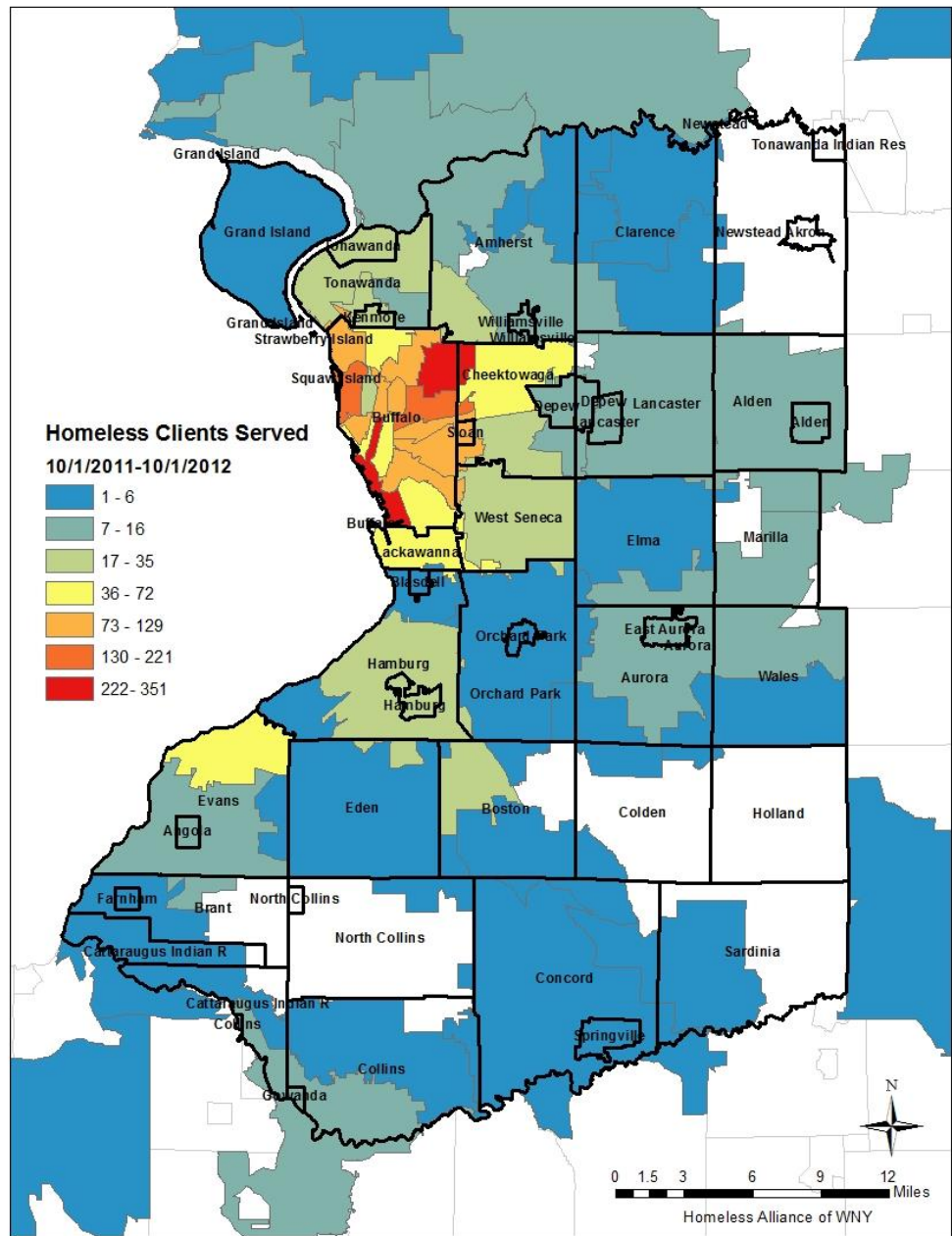


# 2012 Annual Report on the State of Homelessness in Erie County

## EXECUTIVE SUMMARY



## Executive Summary

- ▶ In 2012 there were an estimated **5,681** people who experienced homelessness in Erie County.

Program Type	2011 HMIS Count	2011 Estimated Total Count <sup>1</sup>	2012 HMIS Count	2012 Estimated Total Count <sup>2</sup>
<b>Total Unique Homeless Persons</b>	<b>3399</b>	<b>5050</b>	<b>3465</b>	<b>5681</b>
Emergency Shelter	2595	4282	2316	4558
Transitional Housing	546	662	642	768
Safe Haven	25	25	22	22
SSO	788	788	712	712
Outreach	139	139	137	137
Jan. and Jul. Unsheltered count	N/A	N/A	226	226

- ▶ On any given night there are approximately **1,000** people who experienced homelessness in Erie County.
- ▶ 540 people spent at least part of the year sleeping in places not meant for human habitation such as homeless camps, under bridges, abandoned buildings etc.
- ▶ 106 people were found to be living on the streets in January of 2012 and 131 in July, 2012. This number is likely to be under reported because it is difficult to encounter all of the unsheltered on any one day.

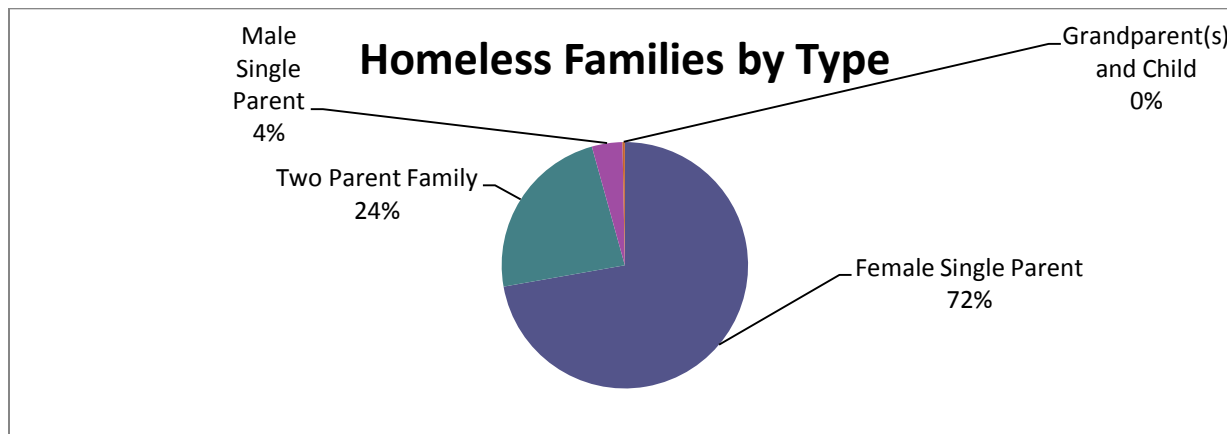
	Unsheltered Homeless Count	Sheltered Homeless Count	Total
<b>January 26, 2011</b>	178	760	938
<b>October 26, 2011</b>	135	N/A	N/A
<b>January 26, 2012</b>	106	804	910
<b>July 26,2012</b>	131	N/A	N/A

- ▶ An estimated 2,017 people (in Emergency Shelter and Transitional Housing) in families experienced homelessness last year. This was a 15.5% increase from the previous year. 72% of the families who experienced homelessness were single female head of household.

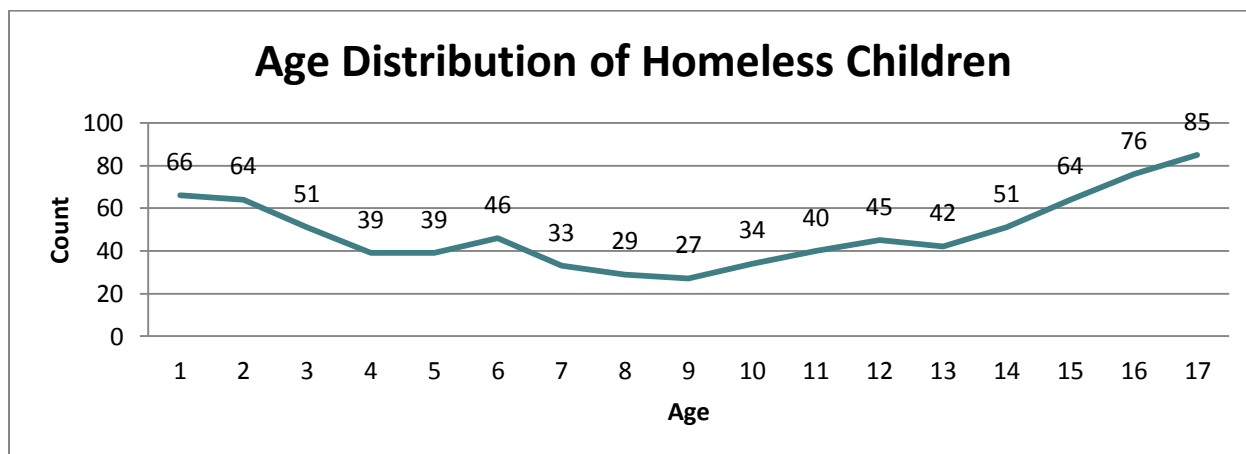
---

<sup>1</sup> Estimated counts are mostly based on HUD Annual Homeless Assessment Report methodology, which assuming that beds located in programs that do not participate in HMIS are occupied at the same rate as beds located in HMIS- participating programs.

Estimated Household with Children and Adults	2011	2012
Emergency Shelters	1469	1637
Transitional Housing	277	380



- ▶ 32% of the children who experienced homelessness were under the age of 5; 68% were school-age children.



- ▶ There were **463 chronically homeless people** entered into HMIS in 2012 a decrease of 20 people from 2011.
- ▶ Over 28 % of the homeless are children under the age of 18, with another 13% in the 18-24 age group. A total of 545 unaccompanied youth (age under 25) were experiencing homelessness.

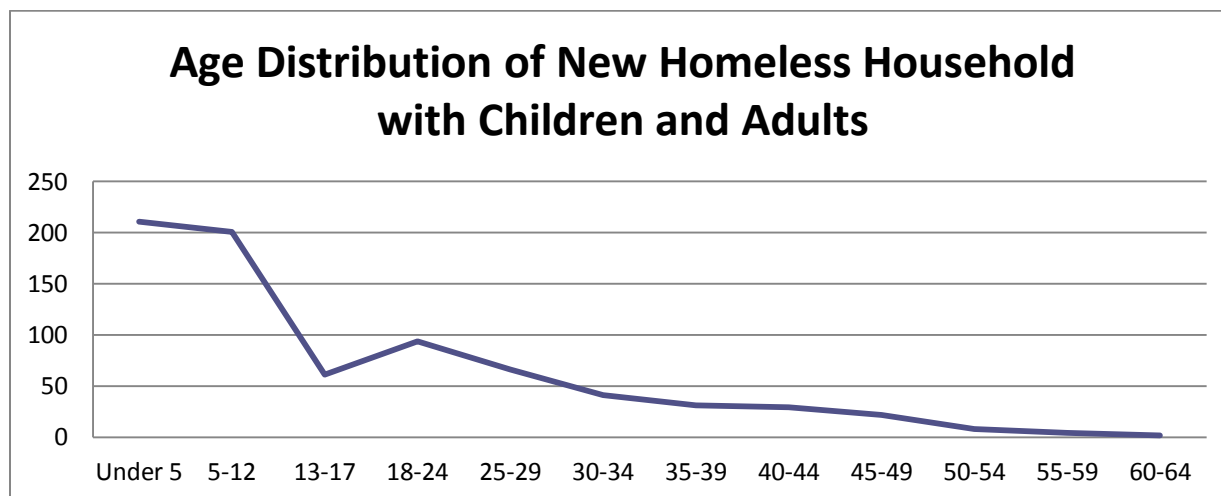
Unaccompanied Youth	2011	2012
10-17	149	250
18-24	374	295
<b>Total</b>	<b>523</b>	<b>545</b>

- ▶ 55% of the homeless are African American, 39% are white and an estimated 15% are Latino.
- ▶ 32% of people experienced homelessness lived with family or friends prior to becoming homeless and 26% said family issues were the reason for their homelessness.

Prior Living Situation	2011	Percentage	2012	Percentage
<b>Double up</b>	1245	33%	1173	32%
<b>Emergency Shelter</b>	634	17%	805	22%
<b>Rental by Client</b>	544	15%	639	18%
<b>Place not meant for habitation</b>	466	12%	366	10%
<b>Institutions</b>	475	13%	297	8%
<b>Other</b>	368	10%	335	9%

- ▶ 81% of homeless were new homeless and 19% of them were repeated homeless.

Repeated Homeless	Household with Adult and Children	Household with only adults	Household with only children
<b>Persons</b>	65	350	31
<b>Households</b>	32	350	31
New Homeless	Household with children	Household with only adults	Household with only children
<b>Persons</b>	718	930	217
<b>Households</b>	236	921	217



- ▶ 207 Veterans were homeless in 2012. 13% of the homeless veterans are female.

## Recommendations

- There is tremendous need for safe affordable rental housing in the community. In addition to overall affordable housing, Erie County could use 500 single room occupancy units for individuals and 400 Housing First units for the chronically homeless.
- The number of homeless households with children continues to grow. Emergency Solutions Grant (ESG) funds and CoC funds could be used for Rapid-Rehousing. National research has indicated this model is successful in working with homeless families as most people need only modest and short-term assistance. The HAWNY staff will continue to research cost effective prevention strategies.
- Expand the HMIS coverage rate and improve data quality to obtain a more comprehensive and reliable data system. The trend in decision making and planning is to base funding decisions on data. The more accurate and complete our data becomes the better planning and decision – making this community will have.
- Develop a Coordinated Entry/ Assessment system to effectively reduce homeless numbers and length of stay by directing homeless persons to the most appropriate service(s). Opening HMIS for interagency data sharing will be essential in this process.
- As funding is reduced, we need to better coordinate available resources from federal, state, local and the private sector to end homelessness. CDBG, HOME, general funds and tax credits must be utilized for homeless populations.

Full report is available in our website: [wnyhomeless.org](http://wnyhomeless.org), research & publication section