

2016
Annual Report
on the State Of Homelessness
in Western New York

The solution to
homelessness
is a **home.**

www.wnyhomeless.org



Table of Contents

<i>Homelessness in the NY-508 Continuum of Care (Erie, Genesee, Niagara, Orleans, and Wyoming Counties)</i>	2
<i>Key Findings and Recommendations</i>	3
Overall.....	3
Strengths	4
Challenges.....	4
Recommendations.....	4
<i>Introduction</i>	5
<i>Understanding Homelessness in Western New York</i>	7
<i>Section 1: County by County Homelessness Statistics</i>	8
<i>Homelessness in Erie County</i>	9
<i>Homelessness in Niagara County</i>	13
<i>Homelessness in Genesee County</i>	15
<i>Homelessness in Orleans County</i>	16
<i>Homelessness in Wyoming County</i>	17
<i>Section 2: Special Populations</i>	18
<i>Youth Homelessness in Erie/Niagara Counties</i>	19
<i>Veteran Homelessness in WNY</i>	24
<i>Chronic Homelessness</i>	26
<i>Appendix</i>	27
<i>Acknowledgements</i>	29

Written and published by the

Homeless Alliance of Western New York
960 Main Street
Buffalo, NY 14202
<http://www.wnyhomeless.org>
info@wnyhomeless.org
© 2017

Homelessness in the NY-508 Continuum of Care (Erie, Genesee, Niagara, Orleans, and Wyoming Counties)

The Continuum of Care refers to the unified geography covered by the HUD HEARTH Act Continuum of Care grants. The Homeless Alliance of WNY is the lead agency for this region, coordinating the application and facilitating strategic dialog between grantees of this grant and other funding sources to ensure a unified, effective, and efficient effort to end homelessness in the region. The Homeless Alliance also operates the local Homeless Management Information System, also known as BAS-Net (Buffalo Area Services- NETWORK) which collects information on all HUD-funded and voluntarily participating non-HUD-funded homelessness alleviation providers, including outreach, emergency shelters, permanent supportive housing (including all housing first programs), rapid re-housing, and transitional housing providers.

Total: 8,272 people were homeless in the five-county region of the Continuum of Care.

HMIS covered 63% of all people experiencing homelessness and covered 81% of available beds in emergency shelters. HMIS covers 100% of all beds in rapid rehousing and 67% of permanent supportive housing.

4.8% of all people experiencing homelessness were veterans.

In addition to HMIS, the NY-508 maintains a list of all veterans experiencing homelessness by name (where providers are willing to share). This is an extra layer of precision in addition to HMIS inspired by four cities' participation in First Lady Michelle Obama's Mayor's Challenge to end veterans' homelessness. Service providers meet to ensure every individual on that list leaves homelessness for permanent housing and/or the treatment option that best fits their needs.

35% of all people experiencing homelessness are in families.

Families, as defined by an adult with custodial children, are most likely to have children of very young ages. Homeless children are most likely to be infants under 1 year old.

Rural homelessness is overwhelmingly family homelessness.

75% of all homeless people originating in the 3 rural counties of the CoC were members of a family.

83% of those who experienced homelessness in as recorded by HMIS-participating providers had not experienced homelessness in the previous 2 years.

Key Findings and Recommendations

Overall

	2015 HMIS	2015 Estimated Total Count	2016 HMIS	2016 Estimated Total Count	% Change
NY-508	4769	7964	5240	8272	+3.8%
Erie County	4273	5455	4690	5953	+9.1%
Niagara County	469	1980	623	1813	-8.5%
Genesee County	-	383	104	165	-57%
Orleans County	-	103	35	229	+122%
Wyoming County	-	35	-	39	+11%

Over 8,000 people were homeless in the five-county area in 2016.

Table 0.1: Total Homelessness

NY-508 Point-in-Time ¹	Unsheltered Homeless Count	Sheltered Homeless Count	Total
January 26, 2011	178	760	938
October 26, 2011	135	N/A	N/A
January 26, 2012	106	804	910
July 26, 2012	131	N/A	N/A
January 30, 2013	98	750	848
January 29, 2014	64	784	848
July 22, 2014	119	N/A	N/A
January 28, 2015	61	858	919
January 26, 2016	57	905	962

Table 0.2 Point-in-Time

HMIS Coverage	By Bed	By Program
Emergency Shelter	81%	52%
Transitional Housing	86%	80%
RRH	100%	100%
PSH	67%	89%
Overall	77%	79%

Table 0.3 HMIS Coverage Rate – Denominator excludes programs whose participation is statutorily prohibited, such as by the Violence Against Women Act.

¹ In 2011 and 2012, NY-508 included Erie County. In 2013-2015, it included Niagara County as well.

Strengths

- Erie, Niagara, Genesee, Orleans, and Wyoming counties measured and reached functional zero in veteran homelessness in FFY2016.
- Homelessness in Niagara County decreased by 8.5% (from 1980 people to 1817).
- The unsheltered point-in-time count was its lowest since 2011.
- Orleans County has 100% HMIS coverage rate.
- Overall HMIS coverage of beds is at the highest levels it has ever been, and thus the data is the most reliable.
- Chronically homeless clients averaged 80 days from date of assessment for a permanent housing voucher to entering housing.

Challenges

- Homelessness in Erie County increased 9% (from 5455 to 5953 people).
- Homelessness overall in the CoC increased by 3.8%, largely due to increases in Erie County.
- 25% of people who experienced homelessness in Erie County were children. 75% of homeless people in rural areas are members of families.
- Homeless clients in Erie County overwhelmingly originate from the City of Buffalo and in Niagara County overwhelmingly come from Niagara Falls.
- African-Americans are overrepresented in the homeless population relative to both the general population and the population of those in poverty. This is true in counties with higher African-American populations and those counties with small African-American populations.

Recommendations

- Increased HMIS coverage has improved accuracy of statistics.
- The county departments of social services are the first line assistance in most of the CoC. Best practices, such as diversion, are standard operating procedure in all Departments of Social Services. The DSS offices do not input data into HMIS. HMIS coverage in these offices would allow for an improved understanding of the experience of homelessness, effectiveness of diversion practices, and recidivism rates. To that end, the State of New York should provide additional administrative support for this data recording.
- 90% of homeless families originate in the city of Buffalo and over half have children that are school-age. The Buffalo Public Schools are required to keep track of McKinney-Vento homeless children (a category that includes at-risk in addition to HUD-defined homelessness). As the Buffalo Public Schools are identifying families as they become housing-unstable, a prevention program should be developed in partnership with them to assess which families are most likely to become homeless.
- Erie County has a lack of sufficient affordable housing stock, as demonstrated by the high numbers of people earning lower incomes who pay more than 30% of

their income on rent. We recommend an increase in affordable housing through increased vouchers for low-income families, increased supportive housing beds for those with therapeutic needs, and full utilization of all housing authority units across all Erie County municipalities.

- There is a need for at least 500 single room or 1-bedroom affordable units in Western New York in addition to more affordable housing options for families.

Introduction

The Homeless Alliance of Western New York is the designated Continuum of Care (CoC) agency for Erie County. As such, it is responsible for compiling the annual Continuum of Care grant from the Department of Housing and Urban Development (HUD). In July 2013, the Niagara County CoC merged with the Erie County CoC. On March 30, 2015, the Erie and Niagara Counties CoC merged with the Orleans County CoC, which acquired Wyoming and Genesee Counties prior to merge. Therefore, NY-508 now covers Erie, Niagara, Genesee, Orleans, and Wyoming Counties. This report covers only providers in Erie County for the time period of 10/1/14 to 9/30/15.

In 2015, this grant awarded **\$10.8 million for federal fiscal year 2016** (which increased to **\$11.7 million in 2017**) in funding for new and renewed projects to homelessness alleviation agencies throughout the five county area. All agencies awarded homeless funds from the Continuum of Care grant, or through the Emergency Solutions Grant funds awarded by Erie County, the City of Buffalo and the Town of Tonawanda, are required to input client data into a centralized Homeless Management Information System (HMIS) that the Homeless Alliance of WNY maintains.

This report uses the 2016 Annual Homeless Assessment Report (AHAR) year (10/1/2015-9/30/2016) as the time frame and is mostly reliant on data from the Homeless Management Information System (HMIS), known in Buffalo as Buffalo Area Service Network (BAS-Net). This timeframe corresponds to the federal fiscal year, used because many homelessness alleviation providers use funds from the federal government. This time period is also used because the annual Erie and Niagara County homelessness data is submitted to HUD to produce a national homelessness report for this time period.

Not all agencies in the community are required to use HMIS. Some choose to use it voluntarily. As a result, estimation is necessary to discern some of the figures in this report and are noted where they appear. Additional data was gathered from the annual Point-in-Time count, Housing Inventory Chart, unsheltered street counts, non-HMIS participating providers, and the Erie and Niagara Counties' Departments of Social Services.

Definition of Key Terms

1. **Homeless Management Information System (HMIS):** HMIS is a software application designed to record and store client-level information on the characteristics and service needs of homeless persons. In Erie County, this system is also called Buffalo Area System Network (Bas-Net).
2. **Point-in-Time (PIT) Counts:** One-night counts of both sheltered and unsheltered homeless populations. The one-night counts are reported on CoC applications and reflect a single night during the last week in January. In addition, we conducted a second Point-in-Time count on July 22, 2014.
3. **Children:** All persons under the age of 18.
4. **Unaccompanied Youth:** Unaccompanied individuals under the age of 25.
5. **Sheltered:** A homeless person who is in an emergency shelter, transitional housing, or safe haven program for homeless persons.
6. **Unsheltered:** A homeless person who is living in a place not meant for human habitation, such as the streets, abandoned buildings, vehicles, parks, and train stations.
7. **Emergency Shelter (ES)** - Housing in which homeless persons can access shelter immediately and reside in for up to 30 days. The primary function is to assist individuals in identifying causes of homelessness, accessing services, and securing the next appropriate level of housing.
8. **Code Blue:** Seasonal shelter beds for days that are below 20 degree Fahrenheit.
9. **Transitional Housing (TH)** - Housing in which homeless persons can live for up to 24 months and receive supportive services that will enable them to move to permanent housing and to live independently. The program must include housing placement assistance.
10. **Permanent Supportive Housing (PSH)** - Housing in which homeless persons with a disability live without a limit on the length of stay. Supportive services are provided and rent cannot exceed 30% of a person's monthly income. Programs may be a single site, scattered sites, or clustered units and includes rental assistance programs (formerly known as Shelter Plus Care).
11. **Safe Haven (SH)** –Safe Havens are specialized housing programs for the very hard to serve homeless and chronically homeless who are seriously and persistently mentally ill. A SH can be either transitional or permanent housing. It serves persons who may or may not be willing to engage in treatment.
12. **Chronic Homelessness:** A chronically homeless person is defined as a homeless adult (single or with family) with a disabling condition who has either been continually homeless for a year or more or who has had at least four episodes of homelessness in the past 3 years that totals a year. To be considered chronically homeless, a person must have been on the streets or in emergency shelter (e.g. not in transitional or permanent housing) during these episodes.

13. **Adult Only Household:** Single adult persons or adults with adult companions that do not have a child in their household.
14. **Household with Children and Adults:** A person in any household with at least one adult and one child present regardless of whether the child(ren) is present for the full program stay.
15. **Household with only Children:** A person in any household in which all persons are younger than age 18.
16. **Unknown Household Type:** Households that cannot be classified in cases when one or more persons are missing dates of birth. Note that in instances when the household already contains at least one known adult and one known child, the household type can be determined and categorized as a Household with Children and Adults.

Understanding Homelessness in Western New York

The information in this report comes from the Homeless Management Information System (HMIS), locally known as the Buffalo Area Services Network (BAS-Net) operated by the Homeless Alliance of WNY. HMIS records client-level data on all people using HUD-funded homelessness alleviation services (with the exception of those whose inclusion is prohibited by the Violence Against Women Act). In the cases where a shelter or department of social services were not inputting data into BAS-Net, HAWNY requested and received aggregate counts of people, or in the cases of 3 departments of social services, de-identified client-level data.

Homelessness in this report, unless otherwise stated, follows the first category of the HUD definition – people who are living in a place not meant for human habitation or people residing in emergency shelters, safe havens, or transitional housing projects that have homelessness as a criteria for eligibility. Places not meant for human habitation include streets, parks, public lobbies, transit hubs and terminals, and any other place that is not meant to be a nighttime residence. It excludes jail or prison, hospitals, in-patient substance abuse or psychiatric facilities. It excludes other people's apartments or does not take into account the condition of housing.

Section 1: County Homelessness Statistics

“Homelessness is not a diagnosis: it’s the absence of an address, not a character flaw.”

-Iain De Jong
OrgCode

“People will always have problems and crises. But in a nation as wealthy as ours, where human life is valued, widespread homelessness need not—and SHOULD not—exist.”

-Nan Roman
National Alliance to End Homelessness

Homelessness in Erie County

5953 people in Erie County experienced homelessness in FY2016, representing a 9.1% increase from 2015.

- 62% of all homeless people were single adults.
- 34% of all homeless people were members of families.
- 25% of all homeless people were children.
- The average length of stay in emergency shelters was 24 days, and the median length of stay was 11 days.
- 705 unaccompanied individuals or heads of household under the age of 25 were homeless in 2016

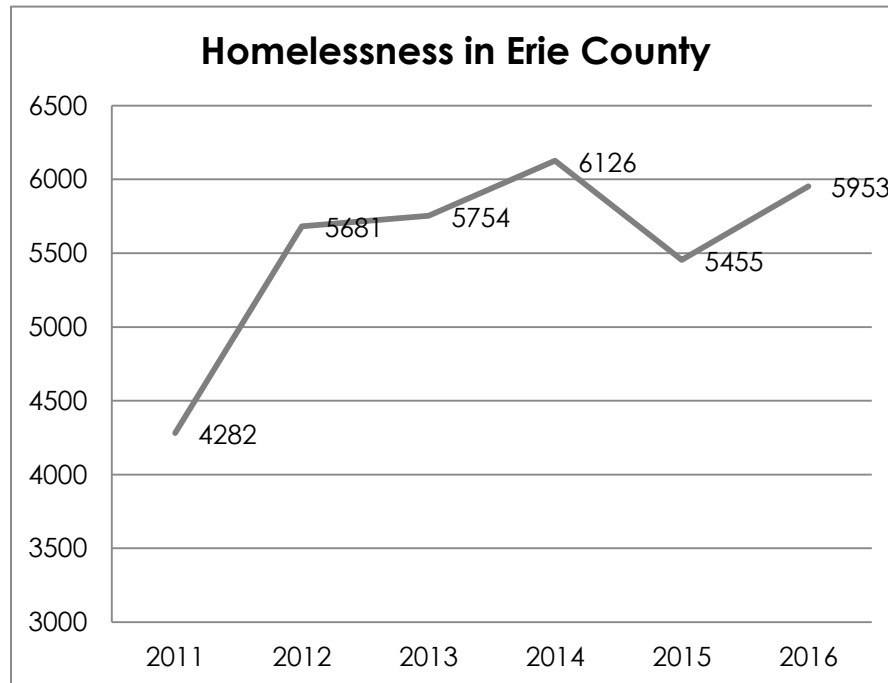


Table 1.1: Homelessness in Erie County, 2011-2016

Homelessness disproportionately affects people of color.

54% of all homeless people were Black

37% of all homeless people were White.

14% of all homeless people were Hispanic or Latino

52% of homeless adults reported no disabling conditions.

Of those reporting disabling conditions, mental illness was a struggle for 68%, 26% reported alcohol abuse, and 30% reported struggling with drug abuse (61% of those with disabling conditions reported that they had more than one).

Of adults experiencing homelessness in HMIS, 60% were male, 39.5% were female, and 10 people reported transgender or other.

20% of adults and unaccompanied youths reported experiencing domestic violence.

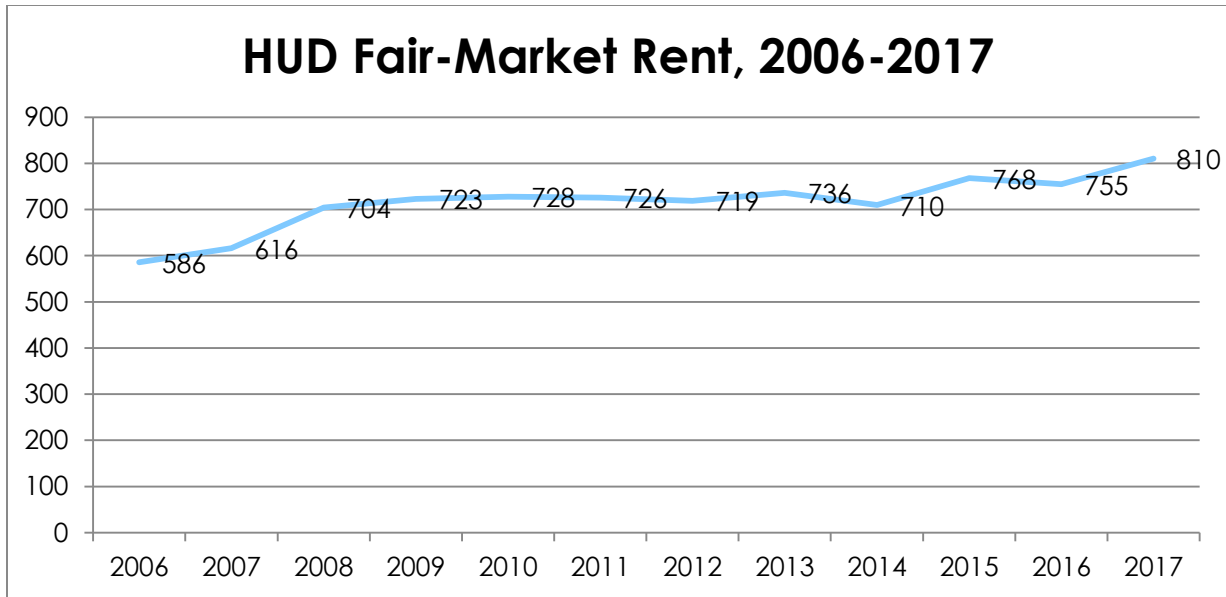


Table 1.2: HUD Fair Market Rents in the Buffalo Metropolitan Area, 2006-2016 for a 2 bedroom apartment. Reflects 40th percentile of the rental market

HUD's fair market rent, which represents the 40th percentile of the housing market and is used to ensure there is sufficient housing stock for those accessing HUD-funded housing vouchers, increased \$169 per month for a two bedroom apartment from 2006 to 2016. Housing providers report that they are struggling to help families exiting homelessness find units at rents they can afford or that vouchers will subsidize.

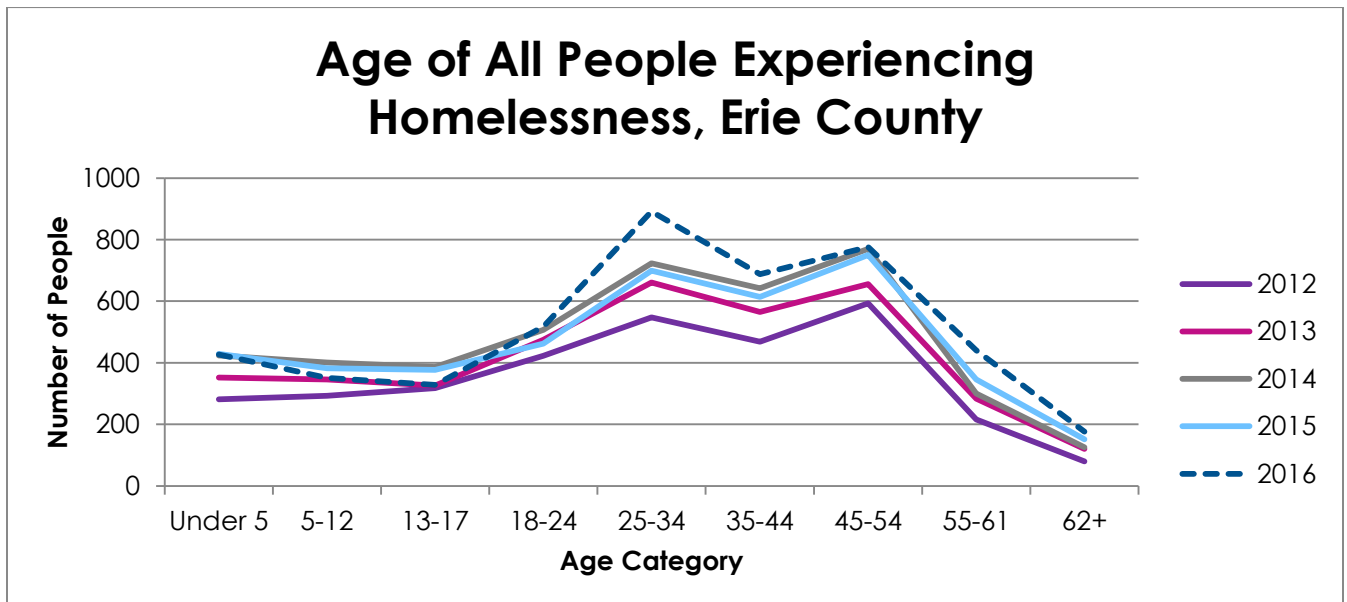


Table 1.3: Age of all people experiencing homelessness in Erie County

We continue to see that the most common ages of those experiencing homelessness are 25-34 and 45-54.

Top Ten Reasons Cited for Homelessness (some people cite more than one)	Percent of people citing Reason
Loss of Job/Income (includes public benefits)	26.75%
Household Disputes (not DV)	26.00%
Substance Abuse	18.24%
Mental Health	17.90%
Court eviction by landlord	16.98%
Eviction by primary tenant	16.56%
Domestic Violence	15.64%
Ask to leave by landlord	14.42%
Release From Institution	11.94%
Relocation from out of the NY-508 CoC Area	10.49%

Table 1.4: Top Ten Reasons cited for homelessness in Erie County, as recorded in HMIS

Most homelessness originated in the City of Buffalo, with 14215 being the most frequently cited last address. The most frequent cause of homelessness cited was a loss of job or income though evictions, domestic violence, household disputes, and circumstances relating to substance abuse were also common.

Zip Code of Last Permanent Address	Total Number of People Experiencing Homelessness	City
14215	537	Buffalo
14211	449	Buffalo
14213	224	Buffalo
14212	213	Buffalo
14207	181	Buffalo
14203	168	Buffalo
14208	165	Buffalo
14201	147	Buffalo
14206	133	Buffalo

Table 1.5: Top 10 reported zip codes for last permanent addresses prior to homelessness as recorded in HMIS for people experiencing homelessness in Erie County. Most homeless people originate in the City of Buffalo.

Erie County Code Blue Entries	Entries	People	Days	Average person Per Day
December 2015	29	29	1	1
January 2016	1000	290	25	40
February 2016	1284	278	29	44.27586
March 2016	715	228	20	35.75
April 2016	585	180	15	39

Table 1.6: Erie County Code Blue Entries as recorded in HMIS

Code Blue is an emergency cold weather operation in which certain locations open low-demand shelters whenever the temperature is below 32 degrees (publicly funded) or 15 degrees (privately funded).

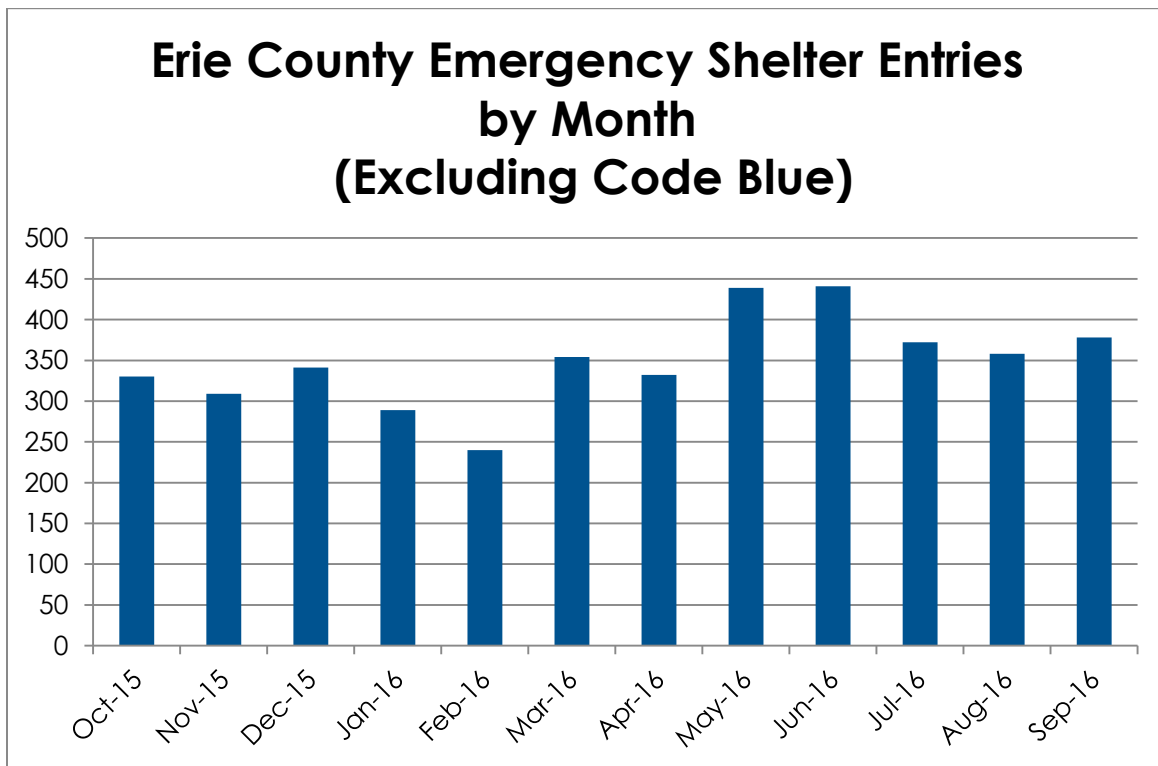


Table 1.7 Erie County Emergency Shelter Entries by Month, as recorded in HMIS and excluding Code Blue.

Homelessness in Niagara County

2017 will have better HMIS coverage as the largest homelessness providers are getting on HMIS. These numbers reflect those at HUD-funded homelessness assistance programs in Niagara County, which covered 34% of all people experiencing homelessness. Other information provided by the non-participating HMIS shelter.

43% of all homeless people were Black

44% of all homeless people were White.

7% of all homeless people were Hispanic or Latino

70% of homeless adults reported no disabling conditions.

1817 people in Niagara County experienced homelessness in FY2016

1817 people were homeless in Niagara County, representing a 8.7% decrease. 623 individuals were recorded in our HMIS database; the remainder of clients were provided to HAWNY via aggregate information. The largest provider of homeless services in Niagara County, the Department of Social Services, was not participating in HMIS in FFY2016, but began participating in FFY2017.

Most homelessness originated in the City of Niagara Falls, with 14301 being the most frequently cited last address. There was not a single reason cited for most cases of homelessness, but release from an institution was the most numerous among those reporting to HMIS-participating shelters.

Top Ten Reasons Cited for Homelessness (Niagara County)	Total
Release From Institution	27.02%
Household Disputes (not DV)	8.61%
Eviction by primary tenant	7.23%
Court eviction by landlord	6.02%
Loss of Job/Income (includes public benefits)	4.82%
Ask to leave by landlord	3.44%
Health/Safety Violation	3.44%
Domestic Violence	3.10%
Relocation from out of the NY-508 CoC Area	2.93%
Mental Health	2.24%
(blank)	23.06%

Table 1.8: Top Ten Reasons Cited for Homelessness in Niagara County as recorded in HMIS

Age Distribution of People Experiencing Homelessness who sought assistance at HMIS-participating providers

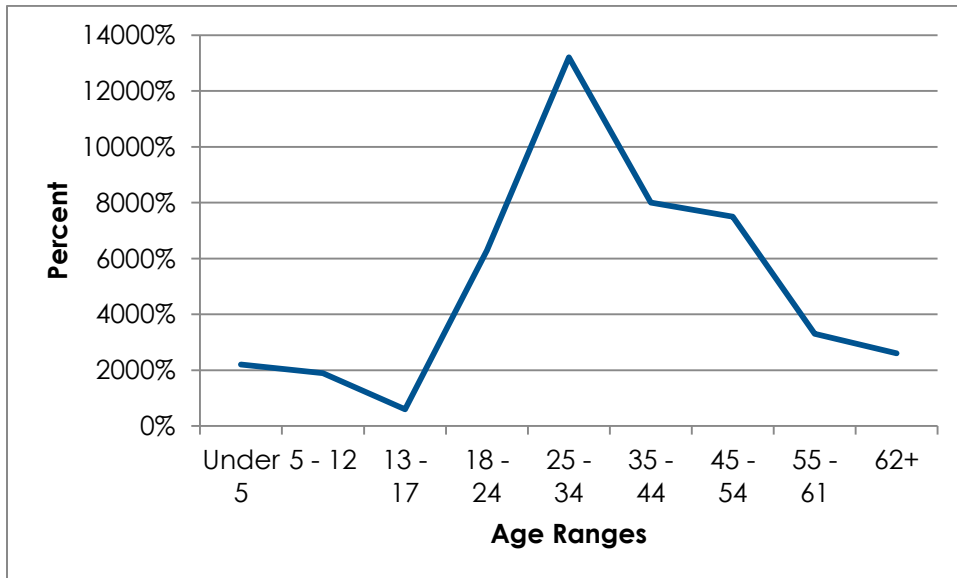


Table 1.9: Age Distribution of people experiencing homelessness who sought assistance at HMIS-participating providers

Gender of Adults in HMIS-participating Agencies Experiencing Homelessness in Niagara County

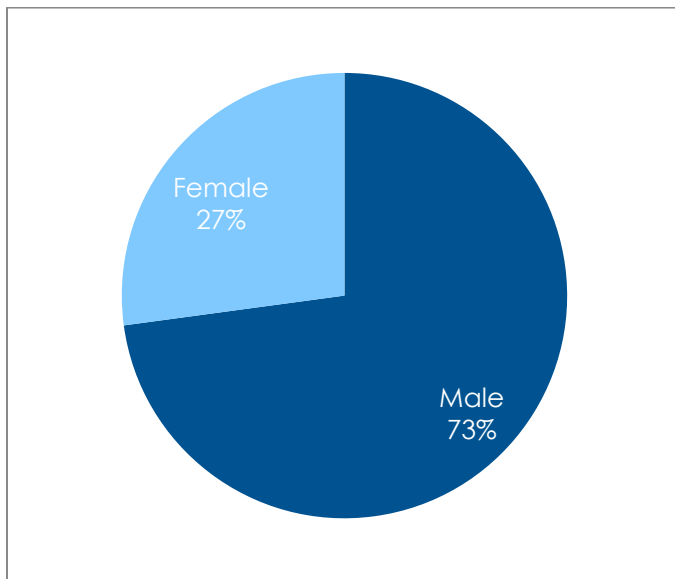


Table 1.10 Gender of adults in HMIS in Niagara County

Homelessness in Genesee County

165 people experienced homelessness in Genesee County in FFY2106.

There are 2 HMIS participating Veteran programs that serve the broader NYS area in Genesee County, serving 110 veterans. One of them is a substance abuse facility, and the other is contract emergency housing beds. Veterans go there from all over the state. Otherwise, there were 55 people served by the DSS and de-identified client-level data was provided to HAWNY. The below statistics are for the DSS only as the Veteran program does not reflect the local incident of homelessness. Racial demographics are not reported due to a high rate of missing data.

16% of local people experiencing homelessness were single adults.

84% of local people experiencing homelessness were members of families.

87% of families experiencing homelessness were headed by single mothers.

56% of people experiencing homelessness were children.

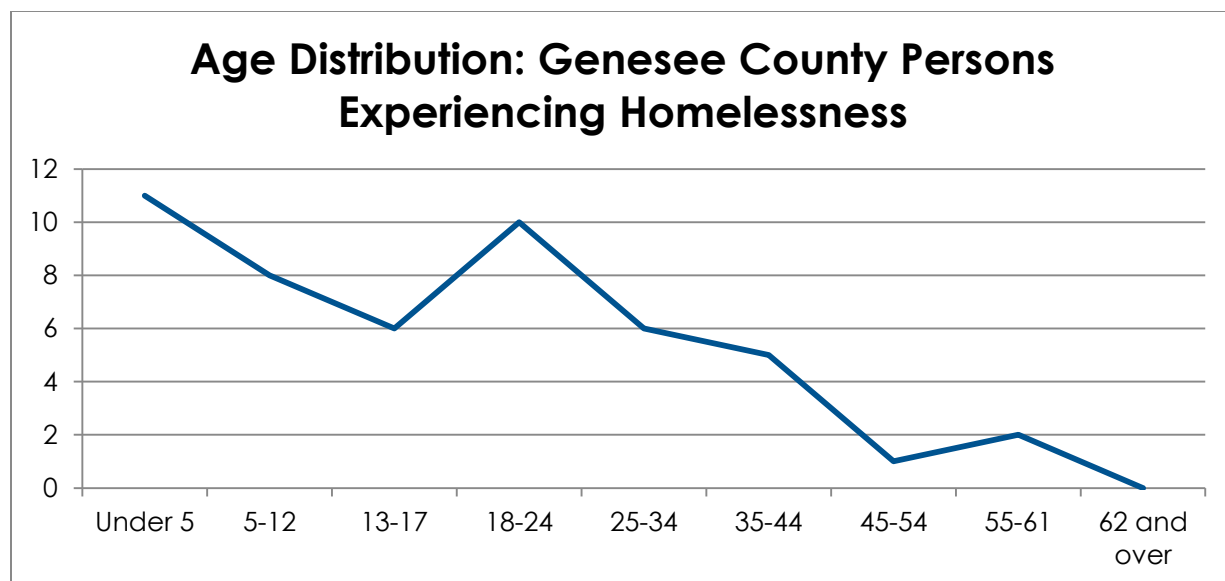


Table 1.11: Age distribution of People Genesee County Persons Experiencing Homelessness as reported by DSS. Veterans programs were excluded as their clients draw from all over New York State.

Homelessness in Orleans County

33% of all homeless people were Black

57% of all homeless people were White.

40% of families had more than one adult member.

73% of homeless adults reported no disabling conditions.

232 people in Orleans County experienced homelessness in FY2016

This represents a 225% increase in the number of people experiencing homelessness. Families were larger (average family size: 3.5 people), and there were more households and single adults experiencing homelessness overall.

20% of all homeless people were single adults.

80% of all homeless people were members of families.

66% of all homeless people were children.

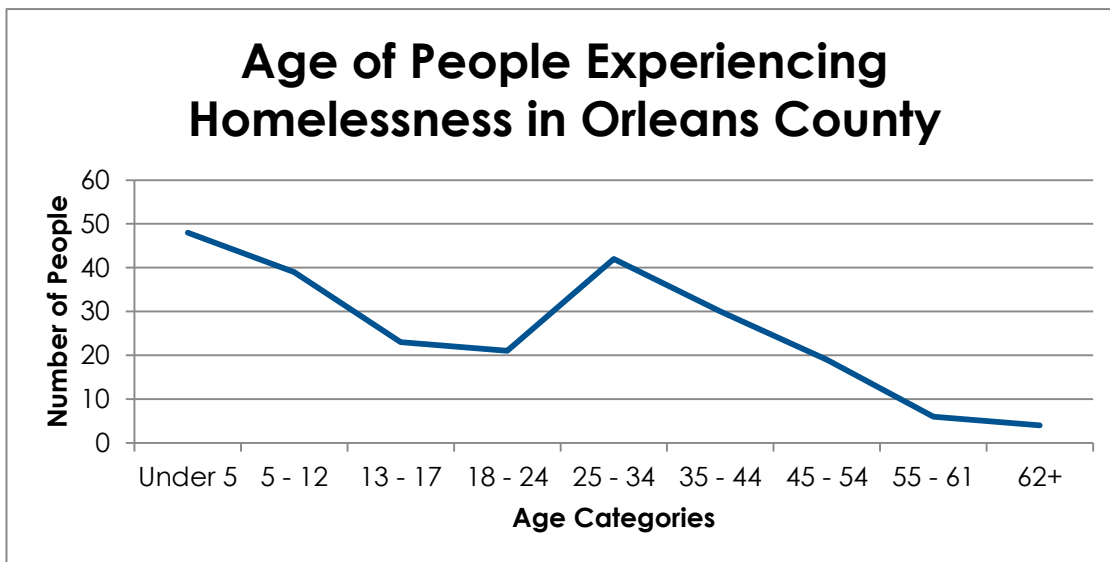


Table 1.12 – Age of people experiencing homelessness in Orleans County as reported by DSS and HMIS Participating Service Providers

Homelessness in Wyoming County

39 people in Wyoming County experienced homelessness in FY2016

Wyoming County is the most rural in the Continuum of Care with 41,446 and a poverty rate of 11.8% (16.5% for families with minor children). Data was provided by the county's department of social services.

64% of all homeless people were single adults.

36% of all homeless people were members of families.

23% of all homeless people were children.

5% of all homeless people were Black

92.5% of all homeless people were White.

2.5% of all homeless people were Hispanic or Latino

57% of homeless adults reported no disabling conditions.

Of those reporting disabling conditions, mental illness was a struggle for 71% and 24% had a physical disability(10% of those with disabling conditions reported that they had more than one). No data on substance abuse was collected in Wyoming County.

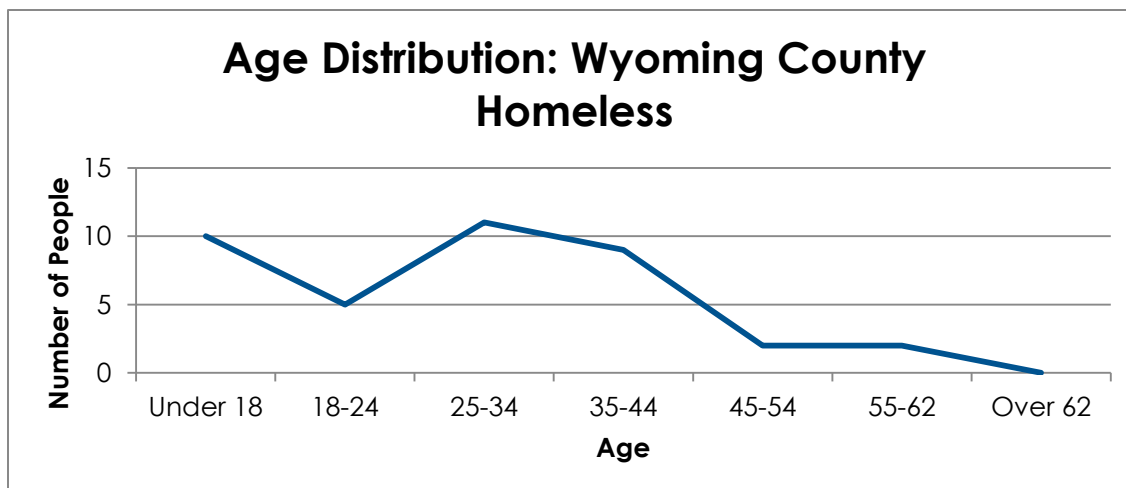


Table 1.13: Age of people experiencing homelessness as reported by Wyoming County DSS.

Section 2: Special Populations

“...complex social problems demand a sometimes frightening degree of honesty: difficult facts must be faced head on and traditional assumptions must be subjected to scrutiny and possible reinvention.”

-Becky Kanis Margiotta
100K Homes

“Ending Homelessness does not mean that nobody will become homeless, but that effective systems will be in place to help people become housed again rapidly.”

-Nan Roman
National Alliance to End Homelessness

Youth Homelessness in Erie/Niagara Counties

Youth and young adults experience homelessness differently than older adults and families do, from the circumstances contributing to their housing crisis to the way they experience assistance systems. Community focus groups asking teens and young adults found similar information such that we, as a community service providers, felt we had a better understanding of the experience of young people; however, we needed to determine how broad the scope of the experience was.

BeCountedWNY!, for the first time, attempted a one-night count of all people under 25

experiencing homelessness and housing instability. Over 2,000 surveys were districted and 129 homeless youth were found. This effort was to better understand the unique ways that younger people experience homelessness relative to older people. Couch surfers are excluded from the HUD definition of homelessness; therefore, The Homeless Alliance, in collaboration with numerous community partners including the Western New York Coalition for the Homeless, Compass House, the Family Help Center, the International Institute of Buffalo, Lt. Col. Matt Urban Human Services Center, Niagara Falls School District, Buffalo Public School District, Community Missions of the Niagara Frontier, Inc., Teaching and Restoring

Youth, Plymouth Crossroads, Planned Parenthood, Harvest House and other partners conducted a one-night of count homeless and couch surfing youth and young adults. The effort included social media outreach, traditional media outreach, and peer and professional canvassing outreach to parks and basketball courts, shopping malls, NFTA train stations, libraries, and community spaces known to draw young people. In addition, there were two magnet sites for youth seeking to take the survey, one centrally located in downtown Buffalo and downtown Niagara Falls.

The effort found 128 people: 38 people under 18, 79 people between 18-24, and 10 who identified as under 25 but did not give their age. Of these, 36% were couch-surfing or otherwise housing unstable, and thus outside of the usual HUD-definition of homelessness.



County/Status	Count
Erie Total	72
Literally Homeless	54
Couch Surfing/etc	18
Genesee Total	8
Literally Homeless	1
Couch Surfing/etc	7
Niagara Total	32
Literally Homeless	23
Couch Surfing/etc	9
Orleans Total	11
Couch Surfing/etc	11
Wyoming	4
Literally Homeless	3
Couch Surfing/etc	1
Unspecified County	1
Couch Surfing/etc	1

Table 2.1: BeCountedWNY Findings

This was one of several efforts to better understand how young people in Western New York experience homelessness. Dr. Betsy Bowen, in collaboration with HAWNY, published *Homelessness Among Young Adults in Buffalo*, accessed here: <http://wnyhomeless.org/wp-content/uploads/Homelessness-among-Young-Adults-Research-Report.pdf>. The International Institute of Buffalo and the Family Help Center both conducted focus groups of homeless youth and young adults. Youth and young adults spoke of the need for additional supports in understanding the legal circumstances of housing, the importance of supportive and understanding staff at the services, and safety.

The findings were used to apply to the US Department of Housing and Urban Development pilot grant and are being used to develop a rapid-rehousing program for youth and young adults.

25% of respondents identified as LGBTQ

50% identified as cisgender heterosexuals

25% did not identify their sexual orientation

57% identified as female

39% identified as male

1.5% identified as transgender

41% identified as Black

35% identified as White

8% identified as multi-race

11% identified as Hispanic or Latino



Part of the support of homeless people through McKinney-Vento Homeless Assistance Act is for young people in schools to receive transportation assistance such that housing crises don't also create educational disruption. A student experiencing homelessness would receive transportation to go to the school they were attending prior to the housing crisis. The circumstances to be eligible for this help are broader than HUD's definition of homelessness: anyone who is doubled up, or at imminent risk of housing loss qualify. The statistics below are kept by NYSTEACHS using the Student Info Repository System of the number of children at a school or school district requiring McKinney-Vento transportation assistance² in the given school year. SIRS does not identify the number when it is more than zero and less than four students

Erie County	2010-2011	2011-2012	2012-2013	2013-2014	2014-2015	2015-2016
AKRON CSD	s	s	s	0	0	5
ALDEN CSD	0	0	0	0	0	5
ALOMA D. JOHNSON CHARTER SCHOOL	0	0	0	0	0	0
AMHERST CSD	10	13	s	12	5	16
BUFFALO ACADEMY OF SCIENCE CHARTER SCHOOL	0	0	0	0	0	0
BUFFALO CITY SD	810	1033	909	1,391	2125	2311
BUFFALO UNITED CHARTER SCHOOL	42	31	31	33	11	20
CHARTER SCHOOL FOR APPLIED TECHNOLOG	0	0	18	29	27	35
CHARTER SCHOOL OF INQUIRY	32	37	41	0	No data	0
CHEEKTOWAGA CSD	16	20	17	47	54	60
CHEEKTOWAGA-MARYVALE UFSD	<4	10	12	26	21	60
CHEEKTOWAGA-SLOAN UFSD	15	12	20	<4	17	17
CLARENCE CSD	18	23	26	16	15	12
CLEVELAND HILL UFSD	0	0	5	28	28	9
DEPEW UFSD	23	12	13	9	16	13
EAST AURORA UNION FREE SCHOOL DISTRICT	0	0	s	<4	0	0
EDEN CSD	20	10	15	30	13	8
ELMWOOD VILLAGE CHARTER SCHOOL	0	0	0	<4	0	0
ENTERPRISE CHARTER SCHOOL	0	0	0	0	10	12
EVANS-BRANT CSD (LAKE SHORE)	25	22	48	69	31	44
FRONTIER CSD	23	9	12	14	5	12
GLOBAL CONCEPTS CHARTER SCHOOL	0	0	0	0	0	10

² "Data and Statistics on Homelessness." New York State Technical and Educational Assistance Center for Homeless Students (NYSTEACH). <http://www.nysteachs.org/info-topic/statistics.html>

GRAND ISLAND CSD	s	s	11	7	13	9
HAMBURG CSD	s	s	s	<4	5	8
HEALTH SCIENCES CHARTER SCHOOL	0	0	s	8	6	11
HOLLAND CSD	5	11	s	<4	7	9
IROQUOIS CSD	6	7	10	22	10	s
KENMORE-TONAWANDA UFSO	122	131	116	104	93	111
KING CENTER CHARTER SCHOOL	0	5	8	9	9	6
LACKAWANNA CITY SD	s	7	s	10	14	17
LANCASTER CSD	s	16	5	5	10	s
NORTH COLLINS CSD	0	0	0	0	s = <4	s
ORACLE CHARTER SCHOOL	s	s	s	<4	0	0
ORCHARD PARK CSD	28	21	39	17	10	19
SOUTH BUFFALO CHARTER SCHOOL	0	0	0	0	0	s
SPRINGVILLE-GRIFFITH INST CSD	12	6	8	<4	7	8
SWEET HOME CSD	8	7	6	33	31	32
TAPESTRY CHARTER SCHOOL	0	0	0	<4	6	10
TONAWANDA CITY SD	10	19	30	42	51	32
WEST BUFFALO CHARTER SCHOOL	0	0	0	<4	s	s
WEST SENECA CSD	53	66	61	39	48	39
WESTERN NY MARITIME CHARTER SCHOOL	0	12	12	13	6	7
WESTMINSTER COMMUNITY CHARTER SCHOOL	0	0	0	0	7	s
WILLIAMSVILLE CSD	11	7	18	19	18	14

Table 2.2: Erie County McKinney-Vento Homeless Counts by School District

Niagara County	2010-2011	2011-2012	2012-2013	2013-2014	2014-2015	2015-2016
BARKER CENTRAL SCHOOL DISTRICT	5	5	<4	0	<4	18
LEWISTON-PORTER CENTRAL SCHOOL DISTRICT	38	<4	<4	<4	<4	s
LOCKPORT CITY SCHOOL DISTRICT	99	80	84	88	98	116
NEWFANE CENTRAL SCHOOL DISTRICT	10	5	<4	0	<4	5
NIAGARA CHARTER SCHOOL	s	0	0	0	0	0
NIAGARA FALLS CITY SCHOOL DISTRICT	54	27	53	59	76	91
NIAGARA-WHEATFIELD CITY SCHOOL DISTRICT	36	38	34	62	73	71
NORTH TONAWANDA CITY SCHOOL DISTRICT	24	14	15	18	20	15
ROYALTON-HARTLAND CENTRAL SCHOOL DISTRICT	5	8	5	11	19	17
STARPOINT CENTRAL SCHOOL DISTRICT	15	7	7	7	7	6
WILSON CENTRAL SCHOOL DISTRICT	<4	<4	<4	<4	<4	s

Table 2.3: Niagara County McKinney-Vento Homeless Counts by School District

Genesee County	2010-2011	2011-2012	2012-2013	2013-2014	2014-2015	2015-2016
ALEXANDER CENTRAL SCHOOL DISTRICT	s	s	s	0	s = <4	s = <4
BATAVIA CITY SCHOOL DISTRICT	36	31	34	43	73	93
BYRON-BERGEN CENTRAL SCHOOL DISTRICT	6	11	s	s	s = <4	s = <4
ELBA CENTRAL SCHOOL DISTRICT	9	8	9	9	s = <4	s = <4
LE ROY CENTRAL SCHOOL DISTRICT	s	s	s	s	6	s = <4
OAKFIELD-ALABAMA CENTRAL SCHOOL DISTRICT	9	11	7	15	9	5
PAVILION CENTRAL SCHOOL DISTRICT	7	8	17	12	10	s = <4
PEMBROKE CENTRAL SCHOOL DISTRICT	0	0	s	s	9	s = <4

Table 2.4: Genesee County McKinney-Vento Homeless Counts by School District

Orleans	2010-2011	2011-2012	2012-2013	2013-2014	2014-2015	2015-2016
ALBION CENTRAL SCHOOL DISTRICT	26	25	45	27	21	26
HOLLEY CENTRAL SCHOOL DISTRICT	40	31	37	25	15	32
KENDALL CENTRAL SCHOOL DISTRICT	29	6	21	11	13	s
LYNDONVILLE CENTRAL SCHOOL DISTRICT	0	0	s	0	0	s
MEDINA CENTRAL SCHOOL DISTRICT	8	6	s	12	19	22

Table 2.5: Orleans County McKinney-Vento Homeless Counts by School District

Wyoming County	2010-2011	2011-2012	2012-2013	2013-2014	2014-2015	2015-2016
ATTICA CENTRAL SCHOOL DISTRICT	s	6	10	s = <4	9	9
LETCHWORTH CENTRAL SCHOOL DISTRICT	10	8	5	10	s = <4	s
PERRY CENTRAL SCHOOL DISTRICT	41	41	36	22	9	15
WARSAW CENTRAL SCHOOL DISTRICT	14	17	37	27	14	15
WYOMING CENTRAL SCHOOL DISTRICT	s	0	0	s = <4	s = <4	s = <4

Table 2.6: Wyoming County McKinney-Vento Homeless Counts by School District

Veteran Homelessness in WNY

In FY2016, 4.8% of all people experiencing homelessness in the NY-508 CoC (Erie, Niagara, Genesee, Orleans, and Wyoming Counties) were veterans. That is 400 people of 8,291 de-duplicated people experiencing homelessness in those counties and 0.5% of the population of all veterans in those counties. Of them, 9% (36 people) were female, 91% (362) were male with one missing data. Like homelessness in general, African Americans were severely overrepresented, with 47% of all homeless veterans being African American and 46.5% of all homeless veterans being white. 63.75% of all homeless veterans report a disability, which is a different experience than homeless people at large, where most are not struggling with a disability. This may be a consequence of some draw from outside the NY-508 geography for veterans seeking specific therapeutic services offering in our area but not other parts of NYS.

Beginning in 2015, the Homeless Alliance, in collaboration with the Veteran Affairs Healthcare for Homeless Veterans program, began an effort to end veterans' homelessness. Ending Veterans homelessness does not mean that there are currently no homeless Veterans or that no Veteran will become homeless in the future but our community has systems and partnerships in place to identify and immediately shelter any Veteran who accepts assistance and can place them in permanent housing within 90 days of their acceptance.

Once a community has provided positive proof to the US Interagency Council on Homelessness through a complicated data analysis process that they can house more Veterans each month than are becoming homeless, then they have reached the goal of "ending" Veterans homelessness or achieved Functional Zero, which may be a more appropriate term.

The community received acknowledgement of functional zero in August of 2016. It was announced in October 2016. We continue to closely monitor veteran homelessness through biweekly case conferencing and use of a by-name list to ensure all veterans are becoming housed.

Ending Veterans homelessness does not mean that there are currently no homeless Veterans or that no Veteran will become homeless in the future but our community has systems and partnerships in place to identify and immediately shelter any Veteran who accepts assistance and can place them in permanent housing within 90 days of their acceptance.

Primary Reason Veteran was Homeless	Percent
Substance Abuse	18.25%
Reason not reported	15.50%
Household Disputes (not DV)	13.25%
Loss of Job/Income (includes public benefits)	12.75%
Mental Health	9.50%
Release From Institution	8.75%
Ask to leave by landlord	6.75%
Eviction by primary tenant	5.50%
Court eviction by landlord	5.00%
Relocation from out of the NY-508 CoC Area	3.75%
Medical Condition	3.50%
Domestic Violence	2.75%
Health/Safety Violation	2.25%
Problem with landlord	2.25%
Fire or Natural Disaster	1.00%
No Affordable Housing	1.00%
Doubled-Up/Over Crowded	0.75%
Mortgage foreclosure on rental property lived in	0.75%
Mortgage Foreclosure of own home	0.50%
Relocation/New to Area	0.50%
Utility Shutoff/ arrear	0.50%
Divorce/Separation	0.25%
Eviction	0.25%
Loss of Transportation	0.25%
Unemployment	0.25%

The causes for homelessness reported by veterans is reported in Table [#]. That substance abuse is the most common cause may be a consequence of the presence of a substance abuse facility that is explicitly for veterans experiencing substance abuse problems serving a significant proportion of the homeless veteran population.

Table 2.8 shows which program types served what type of veterans. Percents do not add up to 100 because 13.25% of all veterans used multiple types of programs.

Table [#] shows the number of Veterans reported in each county. Genesee County has two residential programs for homeless veterans which draws from other counties and the CoC. It is common for a veteran to count in two or more county's homeless numbers as the Veteran Administration programs draw from a broader geography. Some veterans receiving treatment in Genesee

Table 2.7: Reasons Veterans Cited for Homelessness
 County did not originate in the 5-county Continuum of Care region, but came from other parts of New York State that did not have a substance abuse treatment facility adequate for their needs.

Program Type	Percent
Emergency Shelter	69.75%
Safe Haven	0.50%
Street Outreach	11.00%
Transitional housing	32.75%

Table 2.8: Percent of Veterans served by program type

County	Total Vets Reported	Percent of County's Homeless
Erie	316	5%
Genesee	108	65%
Niagara	21	1%
Wyoming	1	3%
Orleans	0	0%

Table 2.9: Number of Veterans experiencing homelessness in each county, and percent of that county's homeless population. It was common for a veteran to be homeless in more than one county and so they count in both.

Chronic Homelessness

In fiscal year 2016, 143 people were homeless long enough such that they met the definition for chronic homelessness, which is defined as extended homelessness (over a year in a single episode or a year over four episodes in three years³) experienced by a person with a disabling condition. 91 of these individuals were housed by CoC-funded permanent supportive housing programs during that fiscal year, 25 had been housed in the following fiscal year, one entered transitional housing, one entered jail, and the remainder disappeared. For those housed during FY2016, the average time from initial assessment⁴ to the date housed was 80 days, median 59 days. Housing First has been effective in reducing the number of people chronically homeless.

Destination	Number of People	Percent
Housed	116	81.12%
Disappeared	25	17.48%
Other Destination⁵	2	1.4%

Table 2.10: Destinations of those experiencing chronic homelessness

Gender	Percent
Female	16.44%
Male	83.56%

Table 2.13: Gender of people experiencing chronic homelessness

Racial Category	Ethnic Category	Percent
American Indian	Non-Hispanic	6.16%
	Hispanic	0.00%
Black or African American	Non-Hispanic	50.68%
	Hispanic	0.68%
Native Hawaiian or Pacific Islander	Non-Hispanic	1.37%
	Hispanic	0.00%
White	Non-Hispanic	33.56%
	Hispanic	5.48%
Multi-racial	Non-Hispanic	2.05%
	Hispanic	0.00%
Overall Hispanic		6.16%

Table 2.12: Racial and Ethnic background of people experiencing chronic homelessness

³ In January 2016, HUD changes to the previous definition of chronic homelessness went into effect. Changes included: the four episode of homelessness must now add up to 12 months; time between periods of homelessness is defined as seven days in order for the period of homelessness to count as an "episode"; those that spend fewer than 90 days in an institution may now count that towards length of homelessness; documentation requirements adjusted to accommodate the new definition.

⁴ Assessment date available for 79 of 91 chronically homeless people housed in FY2016.

⁵ Institutional destinations such as jail or transitional housing

Appendix

NY-508 CoC (Erie, Niagara, Genesee, Orleans, and Wyoming County)

<i>Source</i>	<u>Gross</u>	<u>Adjusted</u>
HMIS	5240	5240
Haven House ES	407	407
Haven House TH	18	18
Little Portion Friary	320	262
Faith-Based Fellowship	46	38
Back to Basics	98	80
Erie County DSS - Hotels	449	393
St. Luke's Estimate	35	35
Niagara DSS Shelter Placements	858	858
PASSAGE (DV)	144	144
Lockport Cares	228	228
Niagara Gospel Rescue Mission TH	3	3
YWCA Niagara DV Shelter	110	110
YWCA Niagara – TH Shelter	47	39
God's Woman - WINGS	20	20
Orleans County DSS	194	194
Wyoming County DSS	39	39
Genesee County DSS	55	55
Eagle Star	62	62
GOW Salvation Army	6	5
Liberty Hall	42	42
TOTAL	8421	8272

Erie County Homelessness Tabulation

<u>Source of Information</u>	<u>Gross</u>	<u>Adjusted</u>
HMIS De-duplicated	4690	4690
Haven House ES	407	407
Haven House TH	18	18
Little Portion Friary	320	262
Faith-Based Fellowship	46	38
Back to Basics	98	80
St. Luke	35	35
Erie County DSS - Hotels	449	393
Altamont adjustment		30
Totals	6063	5953

Niagara County Homelessness Tabulation

<u>Source of Information</u>	<u>Gross</u>	<u>Adjusted</u>
HMIS	623	623
Niagara DSS Shelter Placements	858	650
PASSAGE (DV)	144	144
Lockport Cares	228	228
Niagara Gospel Rescue Mission TH	3	3
YWCA Niagara DV Shelter	110	110
YWCA Niagara DV TH	47	39
God's Woman - WINGS	20	20
TOTAL	2033	1817

Orleans County Homelessness Tabulation

<u>Provider</u>	<u>Gross</u>	<u>Adjusted</u>
Orleans County Department of Social Services	194	194
Pathstone	35	35
TOTAL	219	219

Genesee County Homelessness Tabulation

<u>Provider</u>	<u>Gross</u>	<u>Adjusted</u>
Genesee County DSS	55	55
Eagle Star	62	62
Salvation Army	6	6
Liberty Hall	42	42
Total	165	165

Wyoming County Homelessness Tabulation

<u>Provider</u>	<u>Gross</u>	<u>Adjusted</u>
Wyoming County DSS	39	39
TOTAL	39	39

Acknowledgements

The Homeless Alliance of WNY facilitates strategic dialog to end homelessness in Erie, Genesee, Niagara, Orleans, and Wyoming Counties. Our community is as effective as it is in assisting the members of our community who have lost their housing because there is a strong spirit of collaboration. This report would be impossible without the enthusiastic assistance of so many agencies in the area.

Thank you to all agencies participating in HMIS, which include:

- Altamont Veterans Program
- Buffalo City Missions
- Catholic Charities of Buffalo
- Cazenovia Recovery Systems
- Community Missions of the Niagara Frontier, Inc
- Compass House
- Eagle Star Emergency Housing
- Erie County Department of Mental Health
- Evergreen Health Services
- Family & Children's Service of Niagara
- Gerard Place
- Lake Shore Behavioral Health
- Living Opportunities of DePaul
- Lt. Col. Matt Urban Human Services Center
- My Place Home (Temple of Christ)
- Niagara Gospel Rescue Mission
- Olmsted Center for Sight (WNY 211)
- Orleans County Department of Social Services
- Pathstone
- Restoration Society, Inc
- Salvation Army of Buffalo
- Spectrum Health Services
- Teaching and Restoring Youth
- Transitional Services, Inc
- United Church Home, Inc (Plymouth Crossroads)
- US Department of Veteran Affairs Healthcare for Homeless Veterans
- Veteran Outreach Center
- Veteran One-stop of Western New York
- Vive La Casa
- YWCA of Niagara Frontier
- YWCA of Western New York

Thank you to all agencies who provided aggregate or de-identified client-level data to the Homeless Alliance, including:

- Back to Basics, Inc
- Erie County Department of Social Services
- Faith-Based Fellowship
- Genesee County Department of Social Services
- Haven House
- Little Portion Friary
- Lockport Cares
- Niagara County Department of Social Services
- Salvation Army of Genesee
- WINGS- God's Woman
- Wyoming County Department of Social Services
- YWCA of Niagara Frontier

Thank you to all of our partners in ending Veteran's Homelessness, especially the programs specifically serving veterans:

- The US Department of Veterans Affairs, Health Care for Homeless Veterans
- Altamont Veteran Program
- Buffalo City Mission
- Cazenovia Recovery Systems
- The Veteran One-Stop of WNY
- Veteran Outreach Center
- Pathstone
- The City of Buffalo
- The City of Niagara Falls
- The City of Tonawanda
- The City of Lockport

Thank you to everyone who participated in the BeCountedWNY effort, especially Nadia Pizarro of Lake Shore Behavioral Health for co-chairing the effort. It would not have been possible without the collaboration of all agencies involved:

- Compass House
- Casey House
- United Church Home (Plymouth Crossroads)
- Teaching and Restoring Youth
- Planned Parenthood of Central and Western New York
- ReNU Niagara

- Harvest House
- Youth Movement
- WNY Coalition for the Homeless
- Lt. Col. Matt Urban Human Services Center
- Lake Shore Behavioral Health
- St. Paul's Episcopal Church
- Restoration Society, Inc.

Thank you to Dr. Betsy Bowen and her research assistants (Kyla Fallin, Berg Miller) at the University at Buffalo for their diligence researching homelessness among young adults.

Most of all, thank you to all of the direct-service providers who give the time and labor to ensure that all people experiencing homelessness obtain a home. Homeless outreach workers are the guardian angels of our area. Thank you to advocates and policymakers who ensure there are enough resources to get the members of our community experiencing homelessness into housing. The only solution to homelessness is a home.