



**Office of Temporary
and Disability Assistance**

New York Statewide Homeless Assistance Datawarehouse Environment (NYSHADE)

April 14, 2026

Overview

- NYSHADE is an initiative by the Office of Temporary and Disability Assistance (OTDA) to understand the nature and scope of homelessness across the State of New York. The Data Warehouse has been created by OTDA and will be maintained and operated by OTDA.

Why an HMIS Data Warehouse?

- An effective tool for decision-making support
- The potential uses of HMIS/human data warehouses:
 - Analyzing regional or state demographics, trends, and outcomes
 - Assessing use of mainstream services by persons experiencing homelessness
- Calculating the cost of homelessness
- Determining successful interventions to prevent and end homelessness
- Replace other regular reporting such as DSS outcome reports

Why an HMIS Data Warehouse?

- Calculating the cost of homelessness
- Determining successful interventions to prevent and end homelessness
- Replace other regular reporting

Security Processes

PPI Definition

- Protected Personal Information (PPI) is a category of sensitive information that is associated with an individual person.
- PPI can be used to:
 - **uniquely identify, contact, or locate a single person**
 - **enable disclosure of non-public personal information**

Why Do We Need PPI

- To understand each unique individual's receipt of service
- Enables NYS to see if/how people are moving across counties to receive services
- Uniqueness is crucial to differentiate between an individual with multiple instances of homelessness vs. several individuals with a single instance each
- Allows NY State to capture a more accurate picture of homelessness throughout the state

What We Are NOT Doing With PPI

- PPI is NOT being used to track individuals
- PPI is NOT being reported on in any way
- PPI is NOT shared with any other entity, including:
 - Other agencies/providers
 - BHHS staff
 - Database Users
 - Programmers

What We Are NOT Doing With PPI

- PPI is NOT stored in plain text
- PPI is NOT stored alongside any service data
- PPI is NOT available to any system other than the NYSHADE de-duplication process

How Is PPI Converted and Maintained?

- Once the PPI is securely stored in an encrypted format in its own data store the plain text files are immediately deleted
- Automated high-speed intake from plain text to secure storage greatly reduces the amount of time between file receipt and removal
- The de-duplication process uses this information to determine if the PPI represents an individual that has previously been brought into the system

How Do We Get HMIS Data

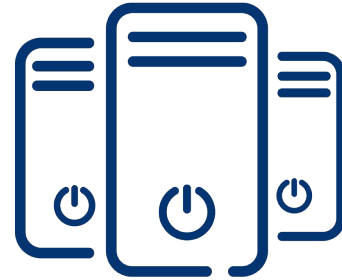
- Most HMIS Systems in use are currently required to have a data export function. Data should be exported as a .csv file
- These files will be generated from the HMIS system, converted to zip format, and sent to OTDA via a Secure Socket Layer (SSL)



HMIS Data File



HTTPS/SSL Transfer
Through State Firewall



OTDA Secure Server

Priorities

- Security – Information needs to be safely secured
- Timeliness – CoC experience needs to be treated as a professional and productive interaction
- Data Integrity – The incoming data needs to be usable
- Identification – Increased recognition of duplicate records across CoCs for more accurate reporting
- Adaptability – Need to be able to accommodate both current and future requirements
- Reports – HMIS and HUD

Phases and Current Status

Three Phases

- Phase I - Solutions To End Homelessness Program (STEHP) data from local Homeless Management Information System (HMIS)
- Phase II - Expand the data set to include all data contained within all New York State HMIS implementations
- Phase III - Begin to incorporate non-HMIS data sources at the state-level

Technical Status

- Currently accepting Phase II data
- Latest HUD Version .csv files are being accepted

Phase II Memorandum of Understanding (MOU) Status

20 out of 24 CoCs have signed MOUs with OTDA to upload all CoC data

- NY-500: Rochester/Monroe County
- NY 503: Albany/Albany County
- NY-505: Syracuse/Onondaga, Cayuga, Oswego Counties
- NY-507: Schenectady City & County CoC
- NY-510: Ithaca/Tompkins County
- NY-512: Troy/Rensselaer County CoC
- NY-513: Wayne, Ontario, Seneca, Yates Counties
- NY-514: Chautauqua County
- NY 518: Oneida/Madison Counties
- NY-519: Columbia, Greene Counties
- NY-520: Franklin, Essex Counties
- NY-522: Jefferson, Lewis, St. Lawrence Counties

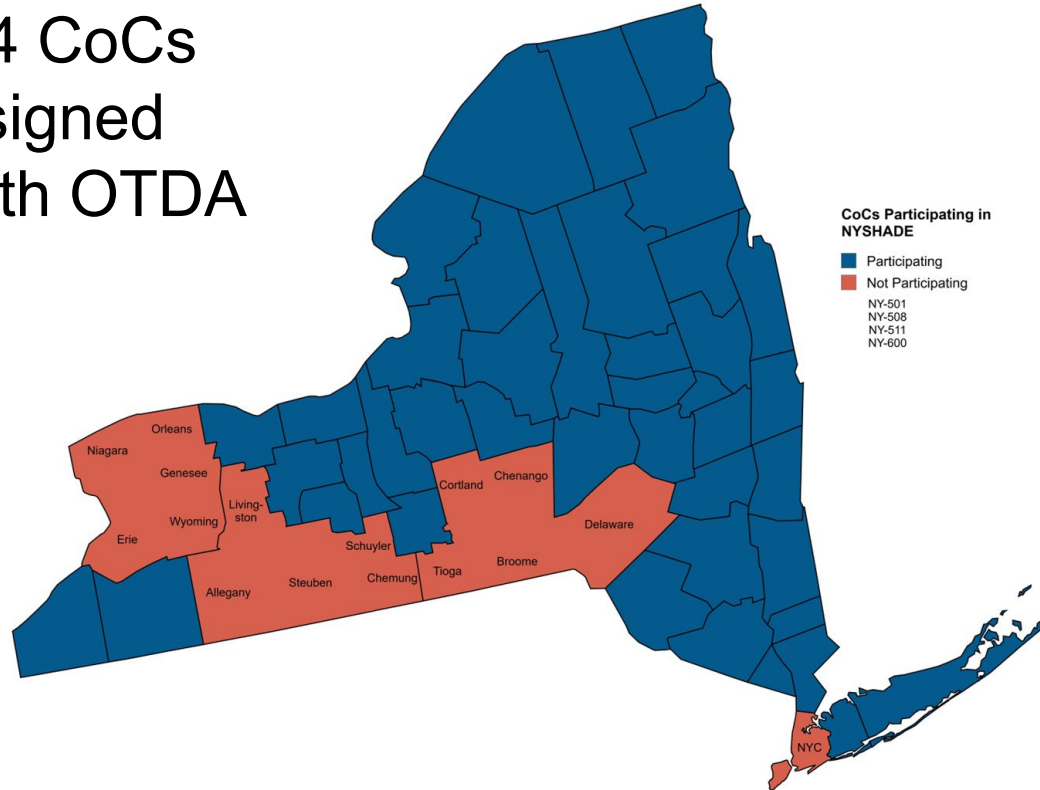
Phase II Memorandum of Understanding (MOU) Status

20 out of 24 CoCs have signed MOUs with OTDA to upload all CoC data

- NY 523: Glens Falls, Saratoga Springs/Saratoga, Washington, Warren, Hamilton Counties (committee voted yes, pending MOU)
- NY-525: Cattaraugus, Clinton, Fulton, Herkimer, Montgomery, Otsego, Putnam, Schoharie, Sullivan Counties
- NY-601: Poughkeepsie/Dutchess County CoC
- NY-602: Orange County CoC
- NY-603: Nassau, Suffolk Counties
- NY-604: Westchester County
- NY-606: Rockland County CoC
- NY-608: Ulster County

Phase II Memorandum of Understanding (MOU) Status

20 of 24 CoCs
have signed
MOUs with OTDA



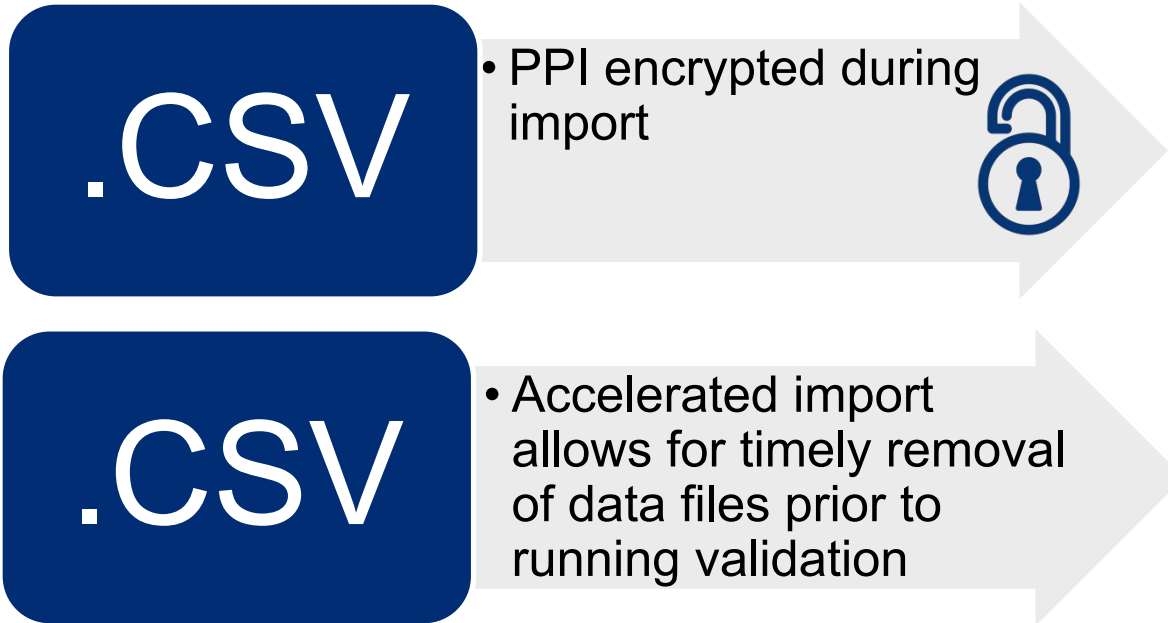
Massachusetts Rehousing Data Collective Warehouse

- Created as a solution to siloed data collection methods (HMIS is collected at the CoC level).
- Data is collected from each CoC within the state and becomes aggregated state-wide data.
 - This data allows for “better planning, program development, and ultimately the facilitation of quality care for homeless individuals.”
- The data is then displayed on a web-based dashboard and available to the public.

Upload Processes

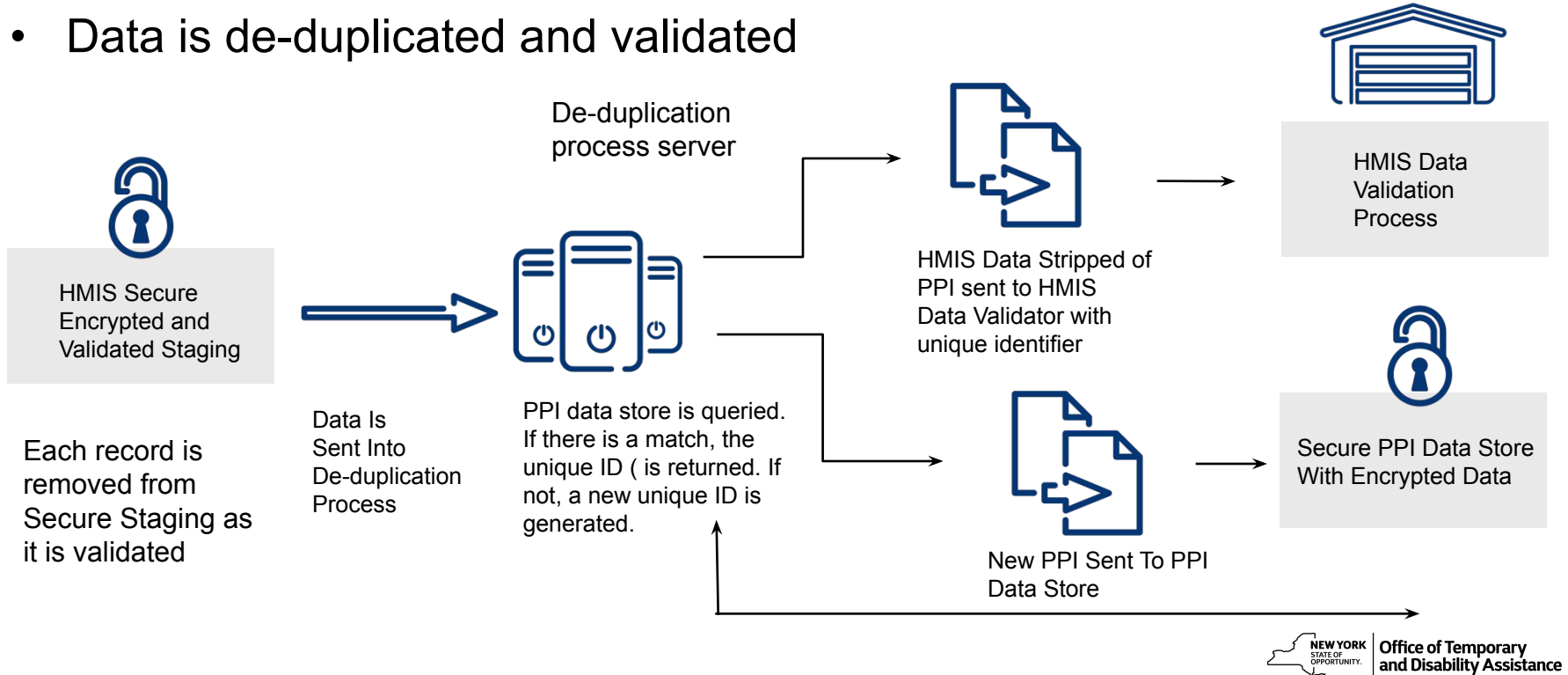
NYSHADE Step 1 – Upload rec'd from HMIS Admin

- Automated services quickly unzip & move CSV records to encrypted tables



NYSHADE Step 2 – De-Duplicate & Validate Records

- Data is de-duplicated and validated



NYSHADE Step 3 - Integrate Data into Warehouse


















- Purge all existing records for CoC
 - All existing warehouse records for the respective CoC will be removed following a successful validation
 - All validated records will be moved to the HMIS Data Warehouse where the data will be available for reporting
 - PPI has already been stripped from HMIS Data – no PPI stored in the HMIS Data Warehouse
 - Any remaining staged records are permanently deleted

Reports

NYSHADE Reporting

- De-duplicated and validated data utilized for statewide reports

PAGINATED REPORTS (17)

 Age Group Report ...	 Age Report ...	 Cash Income Sources Report ...	 Education Level Report ...	 Employment Status Repo ...	 Ethnicity Report ...
 Gender Report ...	 Health Conditions Report ...	 Health Insurance Report ...	 Length of Participation Report ...	 Living Destination Report ...	 Monthly Income Range Report ...
 Non-Cash Benefit Sources Report ...	 Number of Health Conditions Report ...	 Race Report ...	 Repository Inventory Report ...	 Subpopulation Report ...	

NYSHADE Reports

- Age Group Report

Age	Street Outreach	Day Shelter	Safe Haven	Emergency Shelter	Transitional Housing	PH - Rapid Re-Housing	PH - Permanent Supportive Housing	PH - Housing with Services (no disability required for entry)	PH - Housing Only	Homelessness Prevention
Under 5	1	0	0	9,024	967	2,785	889	1,069	147	5,680
5 to 12	0	0	0	8,864	797	2,749	902	1,467	258	11,067
13 to 17	0	0	0	6,060	420	972	428	494	87	6,472
18 to 24	60	0	20	15,995	896	2,259	723	347	63	4,948
25 to 34	158	0	42	37,150	1,311	3,210	1,528	950	54	8,478
35 to 44	175	0	50	30,133	805	2,363	1,468	689	49	7,678
45 to 54	145	0	68	23,944	699	1,829	1,726	662	31	5,655
55 to 61	126	0	67	13,489	496	1,168	1,434	361	23	3,810
62 and Over	79	0	28	6,506	365	791	814	127	13	3,198
Approximate or Partial DOB reported	1	0	0	56	2	7	1	5	0	86
Client Doesn't Know	0	0	0	19	1	0	1	0	0	38
Client Refused	0	0	0	11	0	0	3	0	0	8
Data Not Collected	0	0	0	171	0	30	2	4	1	808
Missing Data	0	0	0	19	0	1	0	0	0	9
Total	745	0	275	151,441	6,759	18,164	9,919	6,175	726	57,935



NYSHADE Reports

- Cash Income Sources Report

Cash Income Sources	Street Outreach		Day Shelter		Safe Haven		Emergency Shelter		Transitional Housing		PH - Rapid Re-Housing	
	Project Entry	Project Exit	Project Entry	Project Exit	Project Entry	Project Exit	Project Entry	Project Exit	Project Entry	Project Exit	Project Entry	Project Exit
Earned Income	19	8	0	0	12	14	10,551	10,038	663	796	2,571	2,504
Unemployment Insurance	12	2	0	0	6	7	1,707	1,594	100	116	364	367
Supplemental Security Income(SSI)	128	22	0	0	90	89	17,404	15,628	491	504	1,725	1,616
Social Security Disability Income(SSDI)	52	18	0	0	56	55	8,830	7,826	322	321	948	895
VA Service-Connected Disability Compensation	5	0	0	0	1	2	518	412	372	375	356	325
VA Non-Service Connected Disability Pension	5	1	0	0	1	1	337	287	98	101	100	85
Private Disability Insurance	4	0	0	0	0	0	163	109	8	5	22	16
Workers's Compensation	6	0	0	0	2	2	258	205	8	10	39	31
Temporary Assistance for Needy Families(TANF)	23	0	0	0	3	3	6,049	6,609	608	581	1,315	1,274
General Assistance(GA)	17	9	0	0	16	23	10,413	12,379	482	576	1,531	1,667
Retirement Income from Social Security	14	5	0	0	7	9	838	709	70	76	190	154
Pension or Retirement Income from a Former Job	9	1	0	0	1	1	375	305	49	43	94	78
Child Support	4	0	0	0	0	0	1,219	1,150	74	72	317	286
Alimony and other Spousal Support	5	1	0	0	0	0	156	107	2	3	27	22
Other Source	38	10	0	0	2	1	1,493	1,304	70	77	269	276
Total	341	77	0	0	197	207	60,311	58,662	3,417	3,656	9,868	9,596



NYSHADE Reports

- Employment Status Report

Employment Status	Street Outreach	Day Shelter	Safe Haven	Emergency Shelter	Transitional Housing	PH - Rapid Re-Housing	PH - Permanent Supportive Housing	PH - Housing with Services (no disability required for entry)	PH - Housing Only	Homelessness Prevention	Services Only
Full-time	0	0	0	266	36	145	52	2	2	201	17
Part-time	0	0	0	406	95	119	81	0	2	168	13
Seasonal / sporadic (including day labor)	0	0	0	62	9	18	11	0	1	18	1
Not Employed	2	0	4	8,039	633	1,460	1,898	23	27	2,541	295
Client doesn't know	0	0	0	4	1	1	2	0	0	2	0
Client refused	0	0	0	14	1	0	1	0	0	6	0
Data not collected	0	0	0	137	3	8	6	0	0	8	4
Missing Data	1	0	271	132,015	4,755	12,463	6,524	791	212	15,816	1,343
Total	3	0	275	140,943	5,533	14,214	8,575	816	244	18,760	1,673

NYSHADE Reports

- Health Conditions Report

Health Conditions	Street Outreach		Day Shelter		Safe Haven		Emergency Shelter		Transitional Housing		PH - Rapid Re-Housing	
	Persons	Households	Persons	Households	Persons	Households	Persons	Households	Persons	Households	Persons	Households
Mental health disorder	533	533	0	0	183	183	52,642	52,162	1,879	1,839	3,848	3,635
Developmental disability	101	101	0	0	12	12	9,732	9,487	289	267	1,024	918
Physical disability	177	177	0	0	95	95	21,656	21,509	772	765	2,053	1,977
Chronic health condition	261	261	0	0	34	34	18,427	18,286	660	643	1,694	1,614
HIV/AIDS	4	4	0	0	9	9	1,252	1,249	106	106	73	73
Alcohol use disorder	47	47	0	0	23	23	6,350	6,347	267	267	361	360
Drug use disorder	111	111	0	0	45	45	16,805	16,764	519	516	792	773
Both alcohol and drug use disorders	96	96	0	0	86	86	14,641	14,627	921	921	924	916
Total	1,330	1,330	0	0	487	487	141,505	140,431	5,413	5,324	10,769	10,266

NYSHADE Reports

- Length of Participation Report

Length of Participation	Street Outreach		Day Shelter		Safe Haven		Emergency Shelter		Transitional Housing		PH - Rapid Re-Housing	
	Persons	Households	Persons	Households	Persons	Households	Persons	Households	Persons	Households	Persons	Households
7 days or less	96	90	6	6	12	12	19,886	17,215	114	108	217	175
8 to 15 days	66	52	8	4	9	9	6,497	5,140	142	126	119	94
16 to 30 days	209	204	16	14	24	24	7,392	5,323	237	191	259	173
31 to 60 days	316	308	12	12	18	18	7,065	4,661	365	300	434	335
61 to 90 days	183	170	11	11	13	13	2,938	1,994	357	268	437	312
91 to 180 days	424	421	51	50	19	19	2,430	1,833	769	556	1,660	1,066
181 to 365 days	303	298	31	31	7	7	1,833	1,353	626	470	3,501	2,026
366 to 730 days (1-2 Yrs)	181	172	96	95	9	9	1,388	906	806	517	2,869	1,531
731 to 1,095 days (2-3 Yrs)	26	23	0	0	0	0	84	71	242	133	654	335
1,096 to 1,460 days (3-4 Yrs)	6	6	0	0	0	0	29	24	88	45	91	59
1,461 to 1,825 days (4-5 Yrs)	2	2	0	0	0	0	0	0	36	21	39	37
More than 1,825 days (>5 Yrs)	1	1	0	0	0	0	1	1	19	8	52	35
Data Not Collected	0	0	0	0	0	0	0	0	0	0	4,871	3,140
Total	1,813	1,747	231	223	111	111	49,543	38,521	3,801	2,743	15,203	9,318

NYSHADE Reports

- Living Destination Report

Living Destination Post Completion	Street Outreach		Day Shelter		Safe Haven		Emergency Shelter		Transitional Housing		PH - Rapid Re-Housing	
	Persons	Households	Persons	Households	Persons	Households	Persons	Households	Persons	Households	Persons	Households
Permanent Destinations:												
Moved from one HOPWA funded project to HOPWA PH	0	0	0	0	0	0	3	3	0	0	0	0
Owned by client, no ongoing housing subsidy	7	7	0	0	0	0	146	96	31	30	87	56
Owned by client, with ongoing housing subsidy	30	26	0	0	0	0	165	112	71	49	58	41
Rental by client, no ongoing housing subsidy	96	96	24	24	35	35	9,808	6,428	884	642	7,031	3,996
Rental by client, with VASH housing subsidy	9	9	0	0	0	0	205	168	176	154	421	345
Rental by client, with GPD TIP housing subsidy	0	0	0	0	0	0	33	30	3	3	2	2
Rental by client, with other ongoing housing subsidy	116	113	38	38	12	12	5,119	3,112	894	469	1,907	1,016
Permanent housing (other than RRH) for formerly homeless persons	217	212	0	0	9	9	1,908	1,449	312	224	244	193
Staying or living with family, permanent tenure	231	225	17	17	17	17	4,777	3,851	596	476	943	608
Staying or living with friends, permanent tenure	56	56	4	4	3	3	2,253	1,958	193	174	385	302
Rental by client, with RRH or equivalent subsidy	159	138	23	17	6	6	4,049	2,305	194	122	492	306
Rental by client, with HCV voucher (tenant or project based)	0	0	0	0	0	0	0	0	0	0	0	0



NYSHADE Reports

- Subpopulation Report

Subpopulation	Street Outreach	Day Shelter	Safe Haven	Emergency Shelter	Transitional Housing	PH - Rapid Re-Housing	PH - Permanent Supportive Housing	PH - Housing with Services (no disability required for entry)	PH - Housing Only	Homelessness Prevention	Services Only
Veterans	17	0	34	4,697	1,221	1,395	1,333	51	27	1,505	48
Victims of Domestic Violence	87	0	30	24,907	1,124	3,723	1,782	154	59	2,651	375
Elderly (62+)	79	0	28	6,506	365	791	814	127	13	3,198	132
Chronically Homeless	305	0	94	11,933	278	872	2,343	160	25	86	138
Persons with Disabilities											
Mental health disorder	537	0	183	52,657	1,879	3,848	4,959	306	62	3,254	1,144
Developmental disability	101	0	12	9,736	289	1,024	620	43	5	1,235	252
Physical disability	177	0	95	21,668	772	2,053	1,772	153	26	2,761	420
Chronic health condition	264	0	34	18,442	660	1,694	1,608	129	18	2,126	489
HIV/AIDS	4	0	9	1,252	106	73	192	8	0	85	22
Substance use disorder	254	0	154	37,815	1,707	2,077	3,524	207	20	749	860
Alcohol use disorder	47	0	23	6,359	267	361	571	43	5	153	101
Drug use disorder	111	0	45	16,810	519	792	1,331	76	2	346	292
Both alcohol and drug use disorders	96	0	86	14,646	921	924	1,622	88	13	250	467
Other Disabilities	2	0	2	6,556	129	485	147	47	6	684	30
Total	2,081	0	829	233,984	10,237	20,112	22,618	1,592	281	19,083	4,770

NYSHADE Error Reports

- Can provide detailed list of required information that is not being completed within HMIS
- Can be used as a helpful tool to correct data
- Can be a tool to assist with performance reports

NYSHADE Error Reports

Validation Results:

Load File	Total Records	Passed	Failed	Skipped	Fail Rate	Threshold
Organization	28	27	0	1	0%	0%
Project	108	107	0	1	0%	0%
Funder	152	151	0	1	0%	0%
Project CoC	108	107	0	1	0%	0%
Inventory	376	375	0	1	0%	15%
Affiliation	1	0	0	1	0%	15%
Client	25267	25266	0	1	0%	15%
Enrollment	50407	50406	0	1	0%	15%
Enrollment CoC	35784	35590	193	1	0.54%	60%
Exit	47555	47554	0	1	0%	15%
Income Benefits	118658	118657	0	1	0%	100%
Health And DV	118658	118657	0	1	0%	100%
Employment Education	118658	118657	0	1	0%	100%
Disabilities	690676	690675	0	1	0%	100%
Services	116	115	0	1	0%	100%
Current Living Situation	4734	4733	0	1	0%	100%
User	442	441	0	1	0%	100%



NYSHADE Error Reports

Error Summary:

Load File	Error Description	Total
Client	Required field GenderNone is missing: GenderNone is required only if all other Gender fields = 0 (No) or 99 (Data not collected)	12
Client	Race None value 6 did not match against any accepted Code table values	3
Client	Required field RaceNone is missing: RaceNone is required only if all other Race fields = 0 (No) or 99 (Data not collected)	2
Client	GenderNone should not have a value if any of the Gender fields = 1 (Yes)	1
Client	RaceNone should not have a value if any of the Race fields = 1 (Yes)	1
Client	Required field Name Data Quality is missing	1
Client	Required field DOB Data Quality is missing	1
Client	Veteran Status value 5 did not match against any accepted Code table values	1
Client	SSN Data Quality value 6 did not match against any accepted Code table values	1
Client	Required field SSN Data Quality is missing	1
Client	Required field Veteran Status is missing	1
Client	Required field Ethnicity is missing	1
Client	Ethnicity value 6 did not match against any accepted Code table values	1
Client	DOB Data Quality value 5 did not match against any accepted Code table values	1
Client	Name Data Quality value 6 did not match against any accepted Code table values	1
Client	Required field Black Af American is missing	1
Client	White value 8 did not match against any accepted Code table values	1
Enrollment	Length Of Stay value 1 did not match against any accepted code table values	3
Enrollment	Living Situation value 22 did not match against any accepted code table values	2



NYSHADE Error Reports

Full Validation Results:

Close

1 of 1 Find | Next

File Name	Warning	Message	Personal Id	Project Id	Total
[-] Current Living Situation	Total				43
[-] Enrollment	[-] N	[-] Reason No Services is required when Eligible for RHY = 0	61551		1
			67210		1
			90576		1
			94500		1
			94503		1
					5
					357
	[-] Runaway Youth is required when Eligible for RHY = 1			23	
	[-] Sexual Orientation Other cannot be Null when Sexual Orientation equals 6.				
	Total			385	
	Total			385	

Questions?